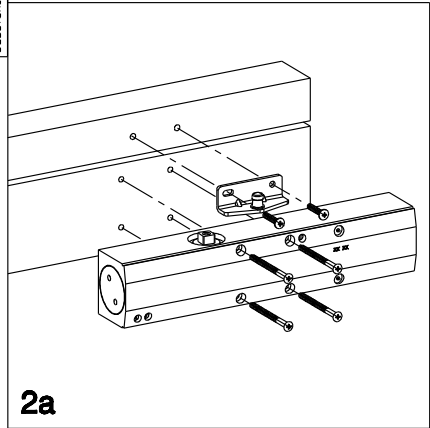
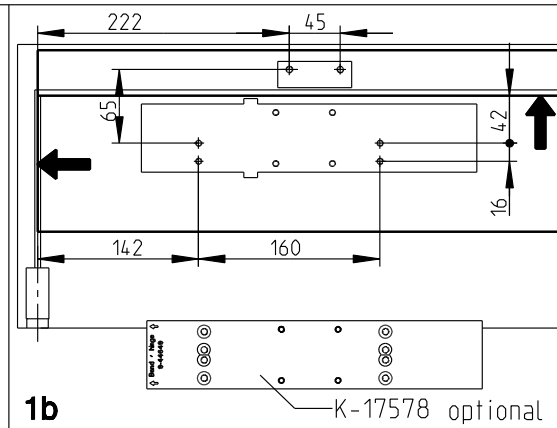
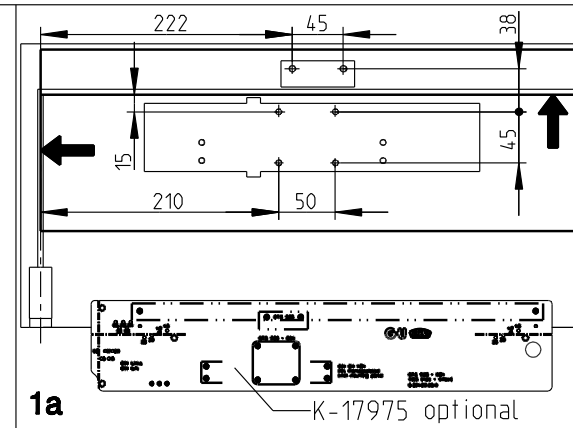
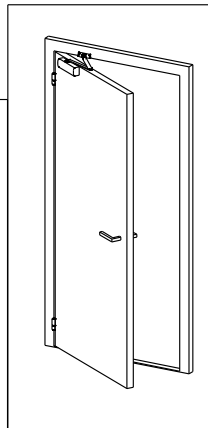


10	Gretsch-Unitas GmbH Baubesetzungs- Johann-Maus-Str. 3 D-71254 Ditzingen	04.32-CPD-0067 EN 1154:1996 + A1:2002 4 8 2 1 1 3

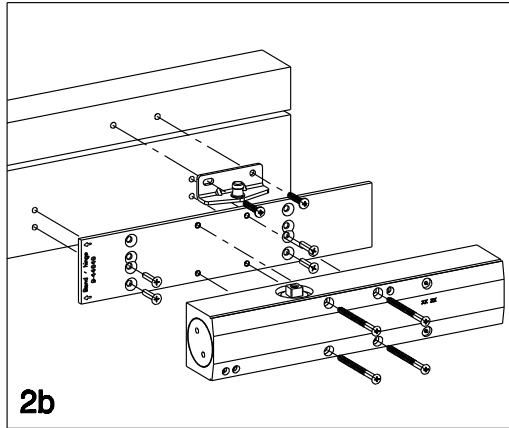
Declarations of Performance can be found at the GU-Homepage
www.g-u.com/en/services/construction-products-regulation.html
 You will find the product information 0-46884-P0-0-0
 "OTS/UTS/VTS -Door closer" at the GU-Homepage
www.g-u.com/en/services/downloads.html
 "SERVICES" in the menu item "Downloads".
 Proprietary rights apply in accordance with ISO 16016.

Leistungserklärungen finden Sie auf der GU-Homepage
www.g-u.com/de/service/bauproduktenverordnung.html
 Die Produktinformation Türschließer OTS/UTS/VTS (Art.-Nr. 0-46884-P0-0-0)
 finden Sie auf der GU-Homepage www.g-u.com/de/service/downloads.html.

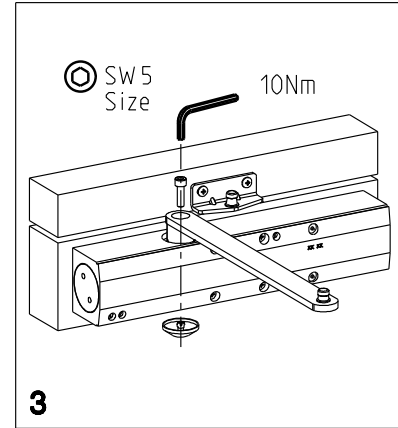
Montageanleitung
assembly instructions



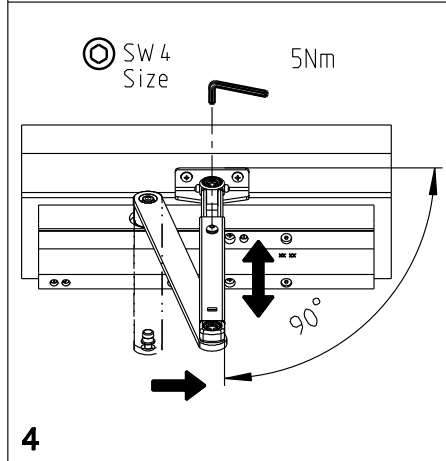
2a



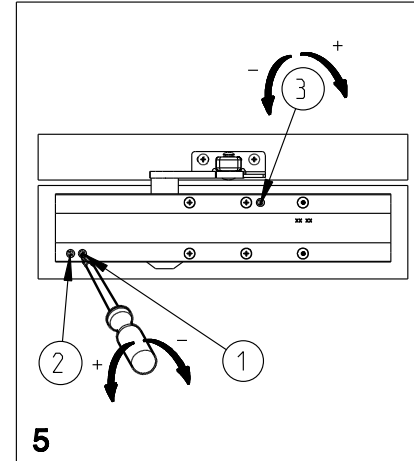
2b



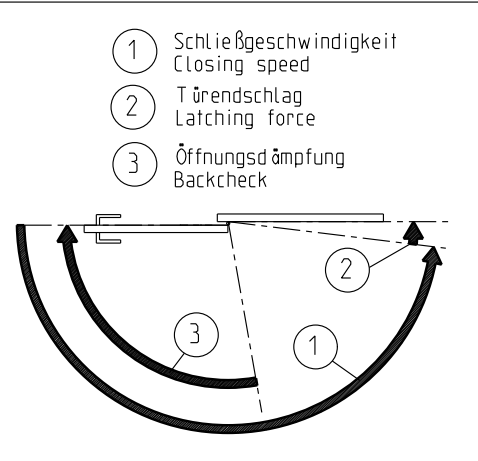
3



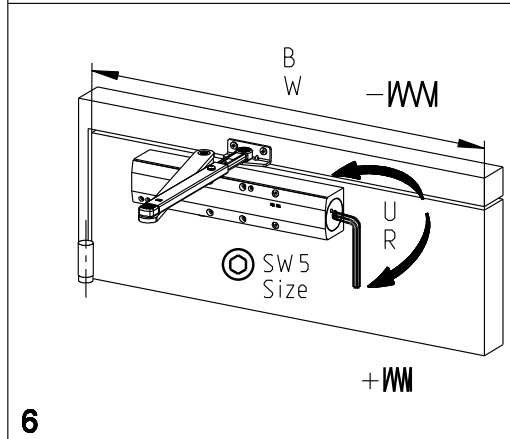
4



5

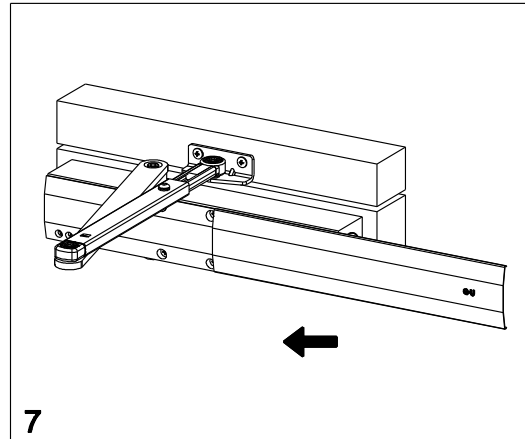


- ① Schließgeschwindigkeit
Closing speed
- ② Türschlag
Latching force
- ③ Öffnungs-dämpfung
Backcheck



6

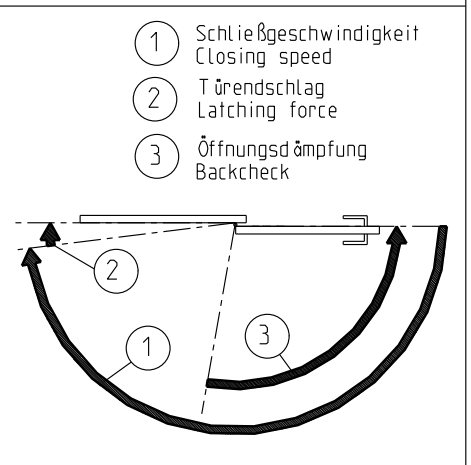
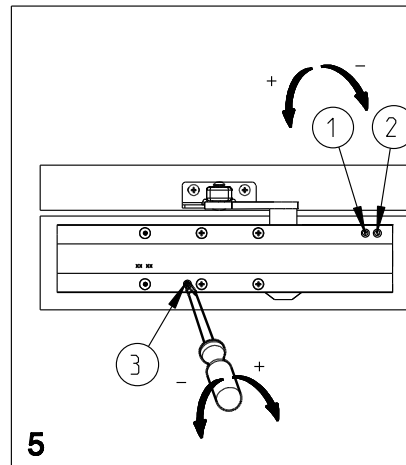
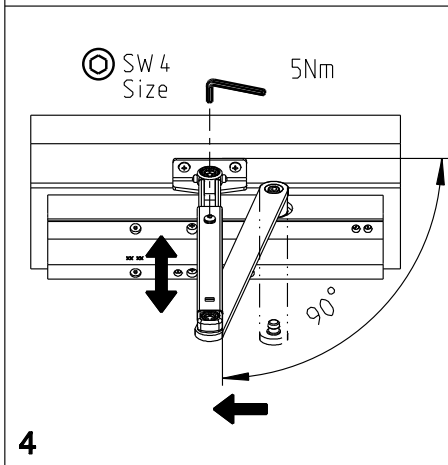
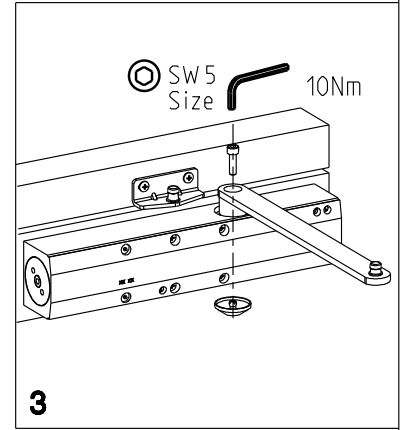
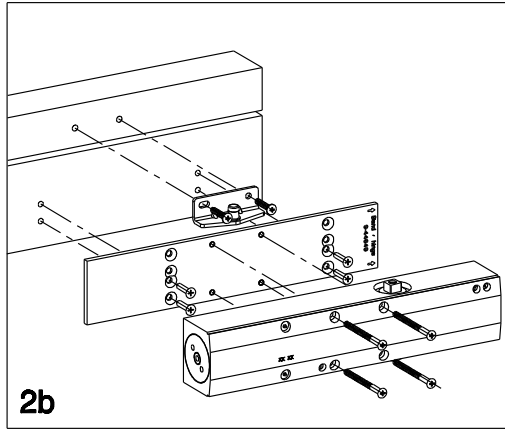
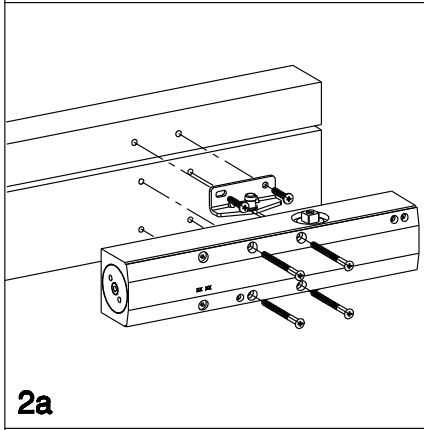
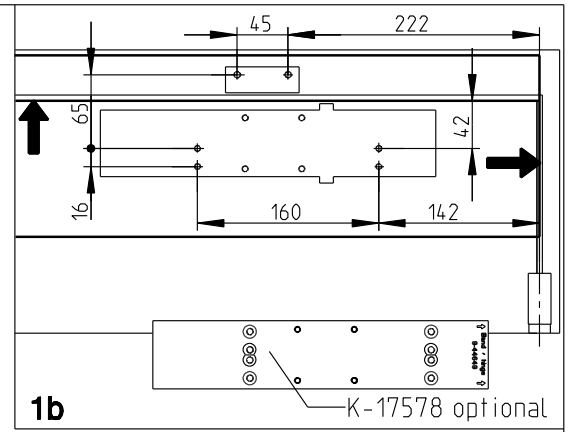
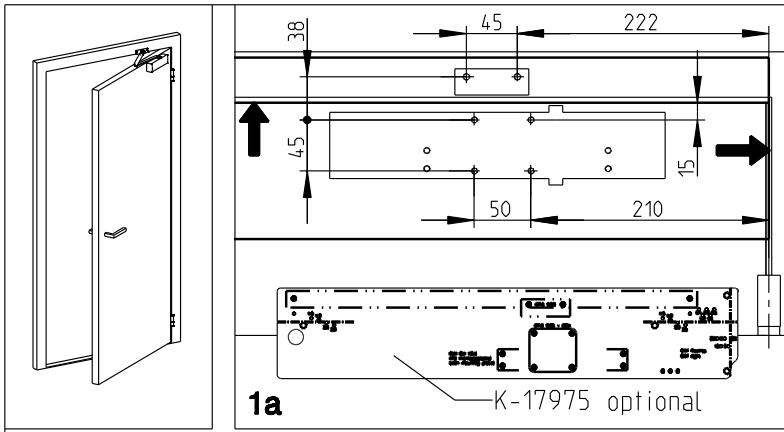
Schließkraft closing force		
EN	≤ B W	U R
2	850mm	- 6
3	950mm	- 5
4	1100mm	0
5	1250mm	+ 5
6	1400mm	+ 12



7

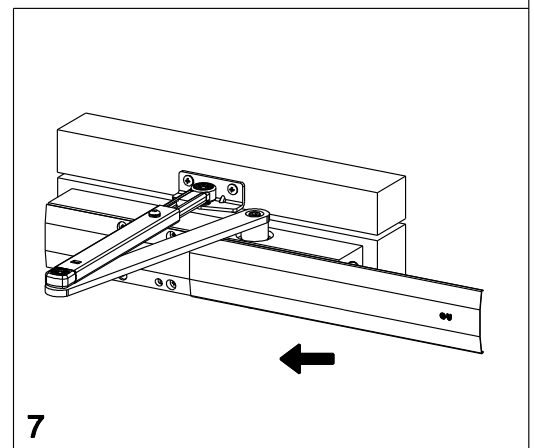
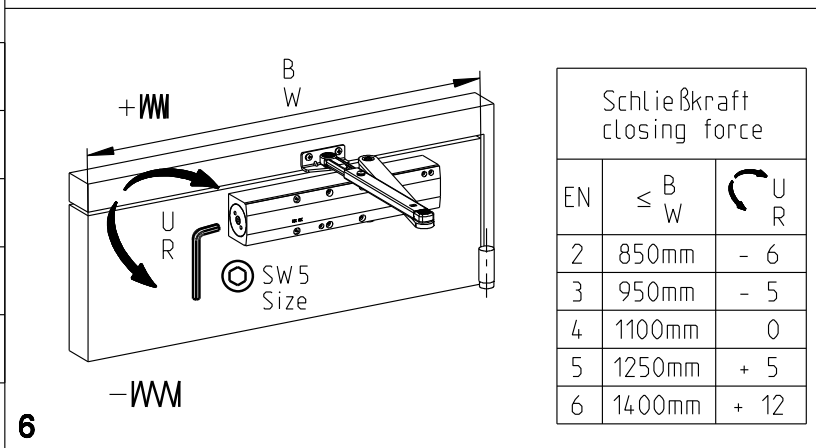
Description
OTS 536 Normalmontage Bandseite, DIN links K-17729 / K-17920
OTS 536 standard mounting on hinge side, DIN left K-17729 / K-17920

	Release No. --	Level	Released		Scale %	Modification 5	Size 4
	Mod. No. G32381	Ver.	--	W i			
		Draft	18.05.2016	Ur			
Replacement for --						Drawing No. 0-45431-PG-0-0	Sheet 1/4



Proprietary rights apply in accordance with ISO 16016.

EN
ES
FR
--
--



Montageanleitung
assembly instructions

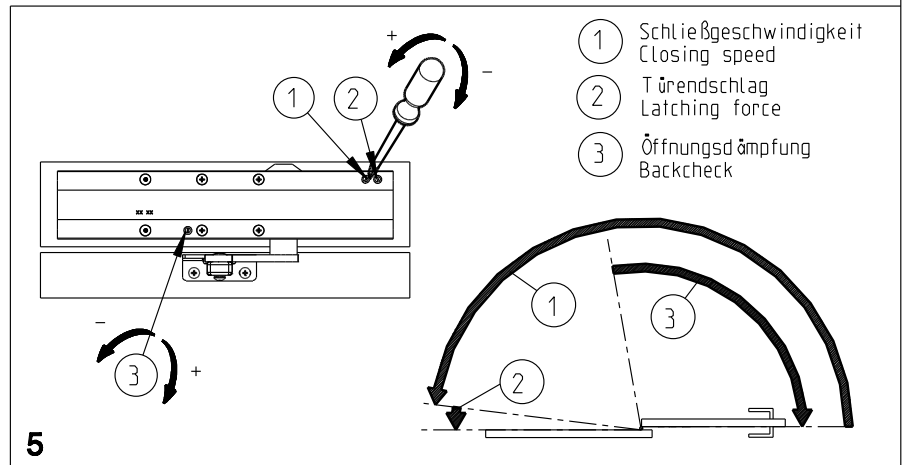
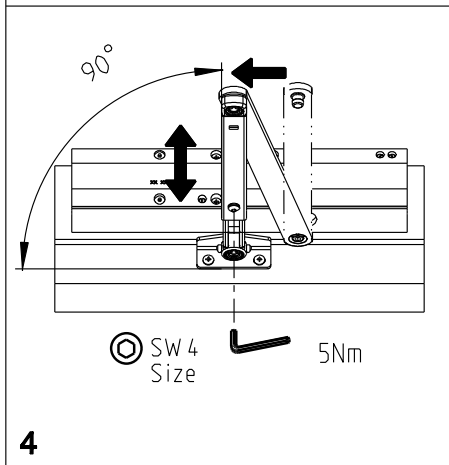
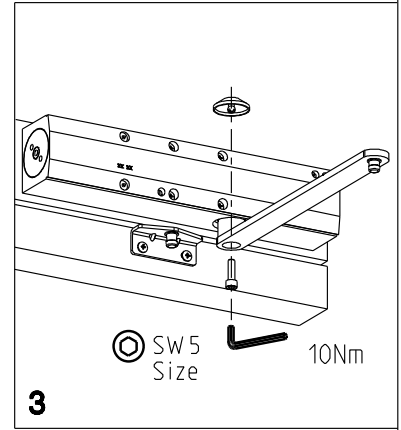
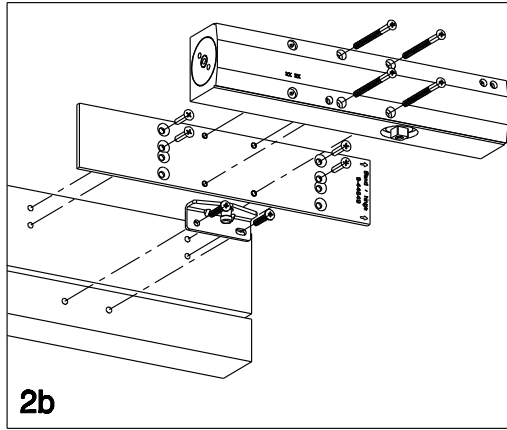
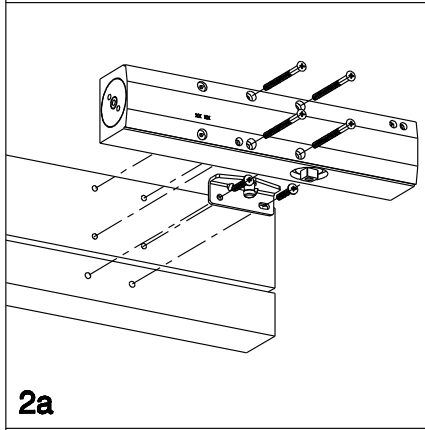
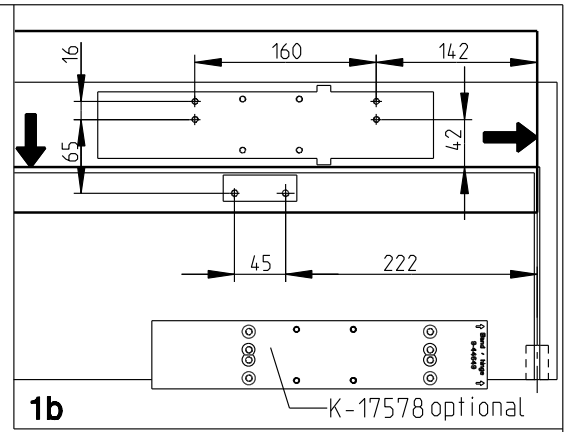
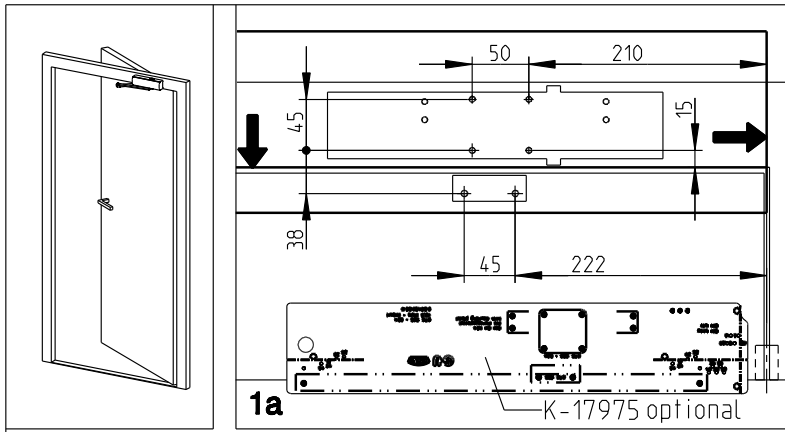
V4

Description

OTS 536 Normalmontage Bandseite, DIN rechts K-17729 / K-17920

OTS 536 standard mounting on hinge side, DIN right K-17729 / K-17920

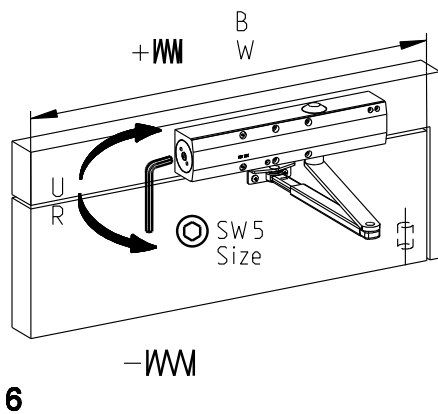
	Release No. --	Level	Released		Scale %	Modification 5	Size 4
	Mod. No. G32381	Ver.	--	W i			
		Replacement for --	Draft	18.05.2016	Ur	Drawing No. 0-45431-PG-0-0	Sheet 2/4



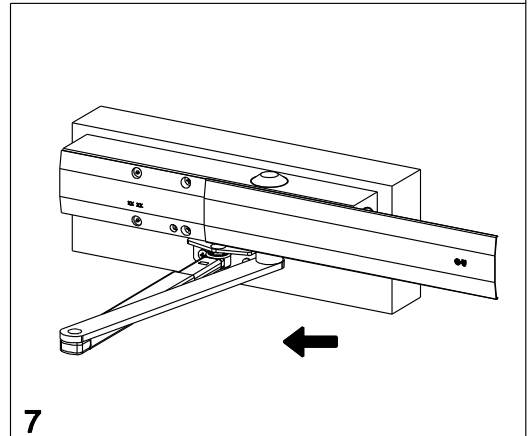
- 1 Schließgeschwindigkeit Closing speed
- 2 Türendschlag Latching force
- 3 Öffnungsdämpfung Backcheck

Proprietary rights apply in accordance with ISO 16016.

EN
ES
FR
--
--



Schließkraft closing force		
EN	≤ B W	U R
2	850mm	- 6
3	950mm	- 5
4	1100mm	0
5	1250mm	+ 5
6	1400mm	+ 12



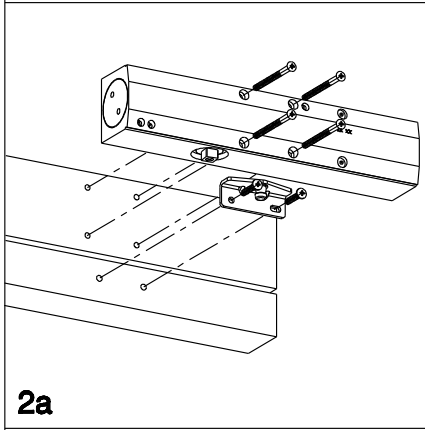
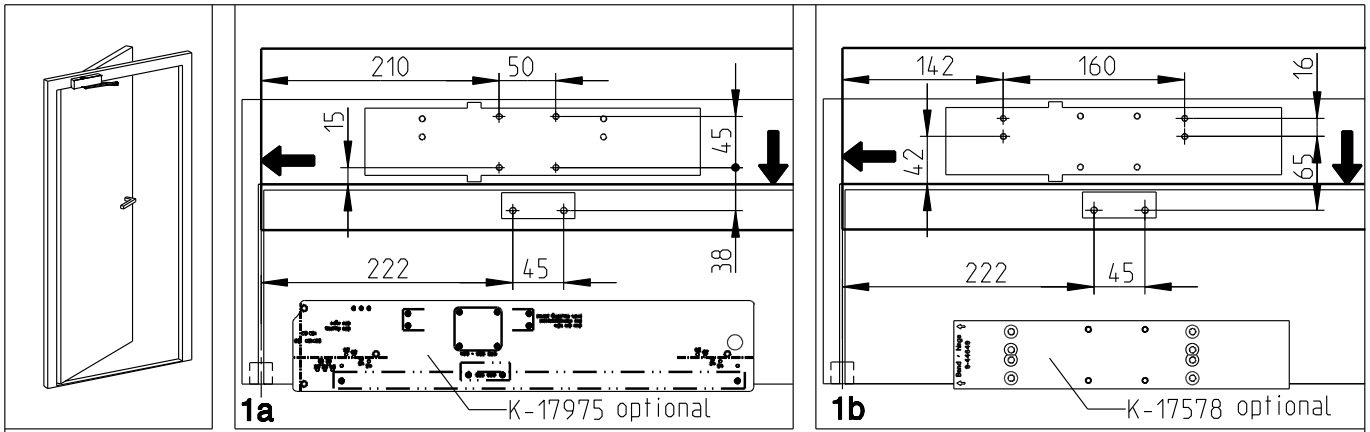
Montageanleitung
assembly instructions
V4

Description

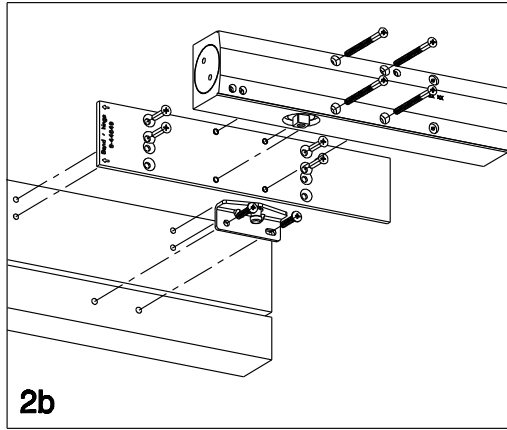
OTS 536 Kopflmontage Bandgegenseite, DIN links K-17729 / K-17920

OTS 536 transom mounting on side opposite to hinges, DIN left K-17729 / K-17920

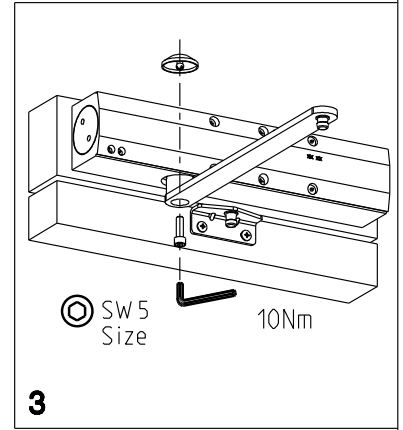
	Release No.	Level	Released		Scale	Modification	Size
	--	Ver.	--	W i			
	Mod. No. G32381	Draft	18.05.2016	Ur		Drawing No.	Sheet
Replacement for --						0-45431-PG-0-0	3/4



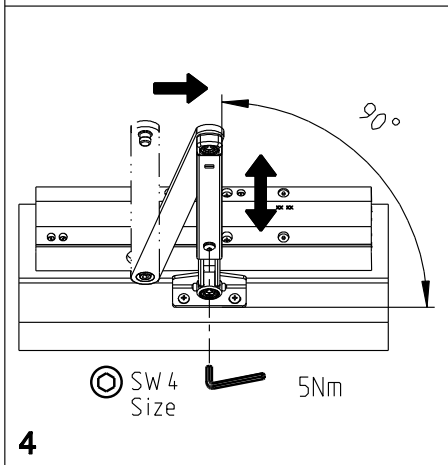
2a



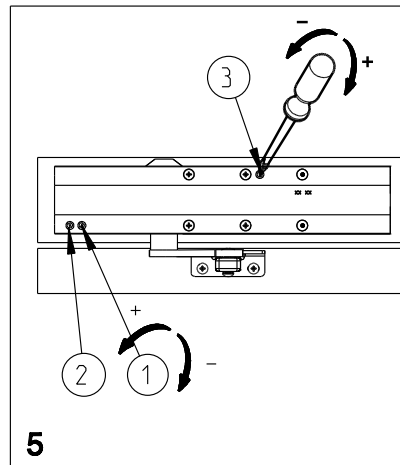
2b



3

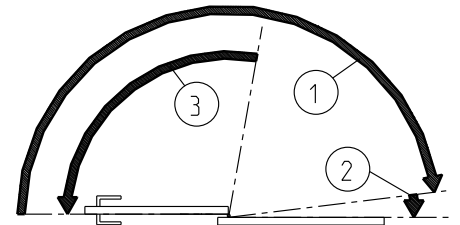


4



5

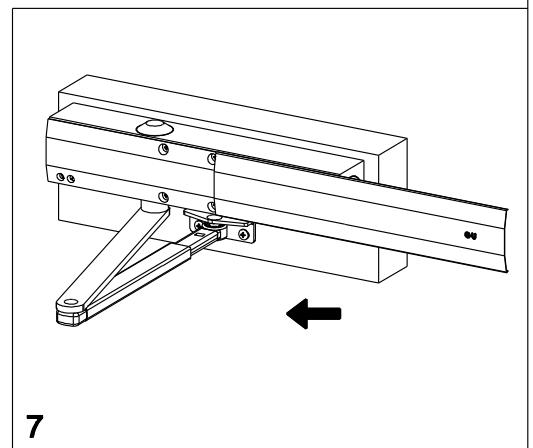
- ① Schließgeschwindigkeit
Closing speed
- ② Türendschlag
Latching force
- ③ Öffnungsdämpfung
Backcheck



- EN
- ES
- FR
-
-

Schließkraft closing force		
EN	≤ B W	U R
2	850mm	- 6
3	950mm	- 5
4	1100mm	0
5	1250mm	+ 5
6	1400mm	+ 12

6



7

Description							
OTS 536 Kopfmontage Bandgegenseite, DIN rechts K-17729 / K-17920							
OTS 536 transom mounting on side opposite to hinges, DIN right K-17729 / K-17920							
	Release No.	Level	Released		Scale	Modification	Size
	--	Ver.	--	W i			
	Mod. No. G32381	Draft	18.05.2016	Ur		Drawing No.	Sheet
Replacement for --						0-45431-PG-0-0	4 / 4